LEGEND

C-A — EXISTING BLANK ROUND JUNCTION BOX C/W SCREW FIXED LID FLUSH WITH THE FINISHED CONCRETE WITH A 32 DIA CONDUIT AND DRAW WIRE TO THE RISER ADJACENT DB-P.

ES05 — REPLACE THE EXISTING BLANK FACEPLATE AT 1800 AFFL WHICH IS CONNECTED TO THE ELECTRICAL CUPBOARD ABOVE DB-P VIA 32MM CONDUIT WITH A STAINLESS STEEL FACE PLATE WITH A RED LOCKING MUSHROOM PUSH BUTTON (EMERGENCY SHUTOFF). ENGRAVE THE SWITCH FACE PLATE AS PER THE ESO DETAIL CONFIRM THE LOCATION OF THE ESOs ON SITE CAN NOT BE BUMPED DURING NORMAL OPERATION. CONFIGURE THE ES05, AND ES06 TO OPERATE IN SERIES TO ISOLATE THE TWO EXISTING CIRCUITS AND FOUR NEW CIRCUITS WITHIN THE TWO ASSOCIATED ROOMS.

ES06 — REPLACE THE EXISTING BLANK FACEPLATE AT 1800 AFFL WHICH IS CONNECTED TO THE ELECTRICAL CUPBOARD ABOVE DB-P VIA 32MM CONDUIT WITH A STAINLESS STEEL FACE PLATE WITH A RED LOCKING MUSHROOM PUSH BUTTON (EMERGENCY SHUTOFF). ENGRAVE THE SWITCH FACE PLATE AS PER THE ESO DETAIL CONFIRM THE LOCATION OF THE ESOs ON SITE CAN NOT BE BUMPED DURING NORMAL OPERATION. CONFIGURE THE ES05, AND ES06 TO OPERATE IN SERIES TO ISOLATE THE TWO EXISTING CIRCUITS AND FOUR NEW CIRCUITS WITHIN THE TWO ASSOCIATED ROOMS.

BB — DOUBLE 10 AMP POWER OUTLET MOUNTED UNDER THE BENCH AS PER THE ADJACENT ROOMS BENCHES.

DB-11 - P84 — PROVIDE CIRCUIT DB-11 - P84 AS A SINGLE PHASE 20 AMP RCBO 2.5MM CIRCUIT SUPPLIED FROM THE EXISTING DB-11 POWER DISTRIBUTION BOARD.

DB-11 - P85 — PROVIDE CIRCUIT DB-11 - P85 AS A SINGLE PHASE 20 AMP RCBO 2.5MM CIRCUIT SUPPLIED FROM THE EXISTING DB-11 POWER DISTRIBUTION BOARD.

DB-11 - P86 — PROVIDE CIRCUIT DB-11 - P86 AS A SINGLE PHASE 20 AMP RCBO 2.5MM CIRCUIT SUPPLIED FROM THE EXISTING DB-11 POWER DISTRIBUTION BOARD.

DB-11 - P87 — PROVIDE CIRCUIT DB-11 - P87 AS A SINGLE PHASE 20 AMP RCBO 2.5MM CIRCUIT SUPPLIED FROM THE EXISTING DB-11 POWER DISTRIBUTION BOARD.

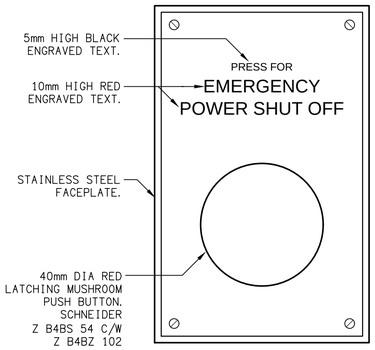

DETAIL

EMERGENCY POWER SHUT OFF (ESO)

NOT TO SCALE

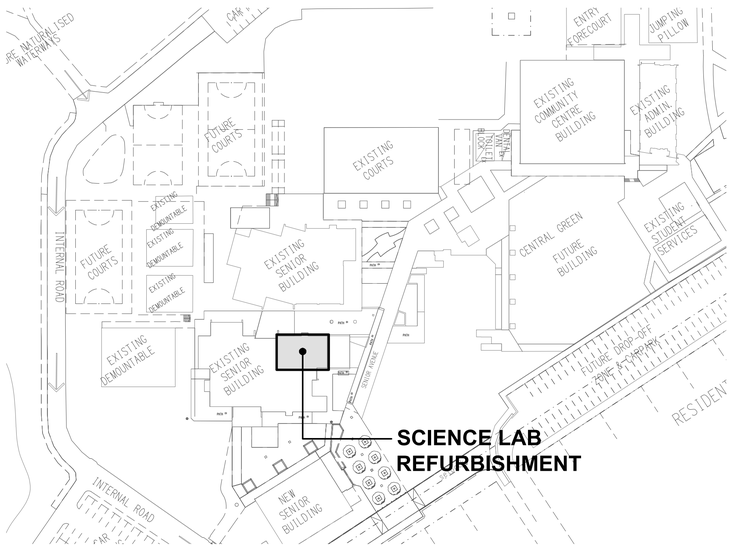

SITE PLAN

SCIENCE LAB REFURBISHMENT

SCALE 1: 1000

NOTES

1. EXTENT OF WORKS

THE ELECTRICAL SERVICES SUB-CONTRACT INCLUDES BUT IS NOT LIMITED TO THE FOLLOWING:
- SUPPLY AND INSTALLATION OF ALL COMPONENTS FORMING PART OF THE ELECTRICAL SERVICES.
- CO-ORDINATION.
- INSPECTIONS.
- TESTING AND COMMISSIONING.
- MAINTENANCE.
- UPDATE THE EXISTING AS BUILT DRAWINGS.
- UPDATE THE EXISTING MAINTENANCE MANUAL.
- CABLING, CABLE SUPPORT SYSTEMS AND ACCESS.
- POWER DISTRIBUTION.
- ALL MINOR COMPONENTS AND INCIDENTAL WORKS NOT SPECIFICALLY REFERRED TO, HOWEVER NECESSARY TO COMPLETE THE ELECTRICAL SERVICES INSTALLATION SUCH THAT IT IS HANDED OVER COMPLETE, OPERATIONAL AND FIT FOR THE INTENDED USE.

SUPPLY ALL LABOUR, MATERIALS, EQUIPMENT, AND ALL OTHER ITEMS, WHETHER MENTIONED IN DETAIL OR NOT, REQUIRED FOR THE SATISFACTORY COMPLETION OF THE ELECTRICAL SERVICES INSTALLATION, LEAVING IN FULL WORKING ORDER TO THE SATISFACTION OF THE PROJECT MANAGER.

ACCEPT FULL RESPONSIBILITY FOR LIASING, ARRANGING AND CO-ORDINATION OF ALL WORKS THAT HAVE AN EFFECT ON OR WILL BE AFFECTED BY THE ELECTRICAL SERVICES.

UPDATE THE SCHOOLS EXISTING AS BUILT DOCUMENTS AND MAINTENANCE MANUAL TO INCLUDE THE NEW WORKS.

2. WORKMANSHIP

ENSURE THAT THE WORK IS PERFORMED BY THE HOLDER OF A CURRENT ELECTRICAL SUB CONTRACTOR LICENSE. ENSURE THE INSTALLATION AND ALL COMPONENTS, FIXTURES, FITTINGS, OUTLETS AND CABLES ARE SUPPLIED AND INSTALLED TO A HIGH STANDARD THROUGHOUT, AND INSTALLED IN A NEAT AND TRADESMAN LIKE MANNER, TO THE CURRENT INDUSTRY STANDARDS. ENSURE ALL MATERIALS AND COMPONENTS OF A SIMILAR TYPE ARE OF THE SAME MANUFACTURER AND INSTALLED IN A UNIFORM MANNER.

IT IS THE ELECTRICAL SUB CONTRACTOR'S RESPONSIBILITY TO ENSURE THAT THE INSTALLATION IS FIT FOR PURPOSE AND IS PROVIDED AS A COMPLETE WORKING INSTALLATION. IT IS THE ELECTRICAL SUB CONTRACTOR'S RESPONSIBILITY TO PROVIDE ALL COMPONENTS, FITTINGS, FIXTURES, SYSTEMS, PROGRAMMING ETC IRRESPECTIVE OF THE LEVEL DETAILED IN THE DOCUMENTS SUCH THAT THE INSTALLATION IS PROVIDED AS A COMPLETE WORKING INSTALLATION.

CONCEAL ALL WIRING AND CONDUITS. EXPOSED CABLING OR CONDUITS ARE GENERALLY NOT ACCEPTABLE. IT IS NOTED THAT CONDUITS WILL NEED TO BE INCLUDED WITHIN THE PRECAST PANELS. ENSURE ALL COMPONENTS, EQUIPMENT AND MATERIALS SUPPLIED ARE NEW, UNUSED, DESIGNED AND SELECTED TO ENSURE SATISFACTORY OPERATION UNDER VARYING ATMOSPHERIC, CLIMATIC, HUMID TROPICAL CONDITIONS WITHOUT DISTORTION AND DETERIORATION IN ANY PART AFFECTING EFFICIENCY AND RELIABILITY OF THE SYSTEMS. DESIGN AND SELECT ALL EQUIPMENT TO PROVIDE THE NECESSARY SAFETY TO HUMAN LIFE AND PROPERTY DURING OPERATION AND MAINTENANCE WITH PARTICULAR ATTENTION GIVEN TO ELECTRICAL SAFETY AND SEGREGATION PRECAUTIONS.

CHECK THE FINISHED PAINTWORK AROUND THE AREA OF EACH INSTALLATION AND TOUCH UP ALL DAMAGED PARTS AND FINISHES AFTER THE INSTALLATION OF THE ELECTRICAL SERVICES.

ALL WORKS ARE TO BE CARRIED OUT IN ACCORDANCE WITH THE BUILDER'S PROGRAM. ENSURE ALL FINAL LOCATIONS OF OUTLETS AND FITTINGS ARE CO-ORDINATED ONSITE WITH THE ARCHITECT AND ALL OTHER SERVICES, TO THE APPROVAL OF THE PROJECT MANAGER. ALLOW TO CO-ORDINATE THE FINAL LOCATION OF ALL EQUIPMENT, FITTINGS, & OUTLETS, SUCH THAT THEY ARE INSTALLED IN ACCORDANCE WITH THE AS3000 RESTRICTED ZONES, AND ARE NOT COVERED INAPPROPRIATELY.

ENSURE THAT ALL METAL SURFACES ARE SUITABLY PROTECTED AGAINST CORROSION, AND THAT ALL PLASTIC MATERIALS ARE UV STABILISED.

PROVIDE ALL MATERIALS AS NEW, AND OF THE HIGHEST CLASS AVAILABLE FOR THEIR RESPECTIVE TYPES. ENSURE ALL ASPECTS OF THE WORK ARE OF A HIGH STANDARD THROUGHOUT, AND INSTALLED IN A NEAT AND TRADESMAN LIKE MANNER, TO THE CURRENT INDUSTRY STANDARDS.

ALL WORK IS TO BE UNDERTAKEN IN SUCH A MANNER THAT THE OPERATION OF THE REMAINING SCHOOL AREAS ARE NOT UNDULY EFFECTED BY THE WORKS.

3. STANDARDS

IRRESPECTIVE OF INFORMATION CONTAINED IN THE ELECTRICAL SERVICES DOCUMENTS OR IN INSTRUCTIONS, IT IS THE ELECTRICAL SUB CONTRACTOR'S RESPONSIBILITY TO ENSURE ALL ELECTRICAL SERVICES WORKS ARE INSTALLED IN ACCORDANCE WITH THE REQUIREMENTS OF THE FOLLOWING. REFER ANY DISCREPANCIES BETWEEN THE REQUIREMENTS OF THE FOLLOWING AND/OR THE ELECTRICAL SERVICES DOCUMENTS AND INSTRUCTIONS TO THE PROJECT MANAGER FOR CLARIFICATION PRIOR TO THE PLACING OF ORDERS, FABRICATION OR INSTALLATION OF THE ITEMS/METHODS IN DISCREPANCY.
- NCC BUILDING CODE OF AUSTRALIA.
- ELECTRICITY ACT.
- ELECTRICAL SAFETY ACT.
- AS/NZS3000.
- AS3008.
- WORKPLACE HEALTH AND SAFETY ACT.
- TELECOMMUNICATIONS ACT.
- ACMA REQUIREMENTS.

4. AUTHORITIES

ENSURE ALL OF THE ELECTRICAL SERVICES COMPLY WITH THE REQUIREMENTS OF ALL REGULATORY AUTHORITIES HAVING JURISDICTION OVER THE SITE INCLUDING BUT NOT LIMITED TO THE FOLLOWING:
- ACMA.
- LOCAL COUNCIL.
- LOCAL SUPPLY AUTHORITY.
- STATE GOVERNMENT WORKPLACE, HEALTH AND SAFETY AUTHORITY.
- LOCAL FIRE AND RESCUE AUTHORITY.

5. CABLES

UNLESS OTHERWISE SPECIFIED, INSTALL AND TERMINATE CABLES IN ACCORDANCE WITH THE MANUFACTURERS' RECOMMENDATIONS. DETERMINE THE FINAL ROUTES TO SUIT THE BUILDING STRUCTURE AND SITE CONDITIONS. UNLESS NOTED OTHERWISE, PROVIDE ALL 240 VOLT POWER AND LIGHTING WIRING AS 2.5mm² TWIN & EARTH STRANDED COPPER CONDUCTORS, PVC INSULATED 0.6/1kV V75 GRADE TO AS3174, PROTECTED BY A 20 AMP CIRCUIT BREAKER. ALL CONDUIT AND FITTINGS TO BE RIGID UPVC TO AS2053, UNLESS NOTED OTHERWISE.

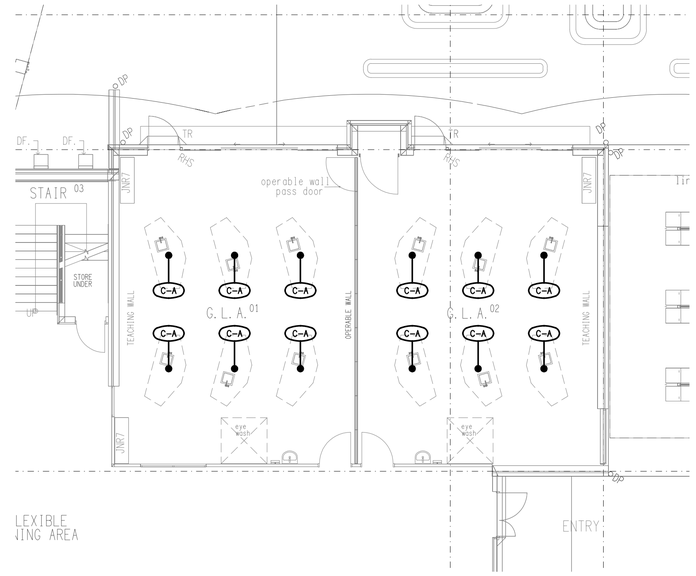

EXISTING

GROUND LEVEL SCIENCE LAB PLAN

SCALE 1: 100

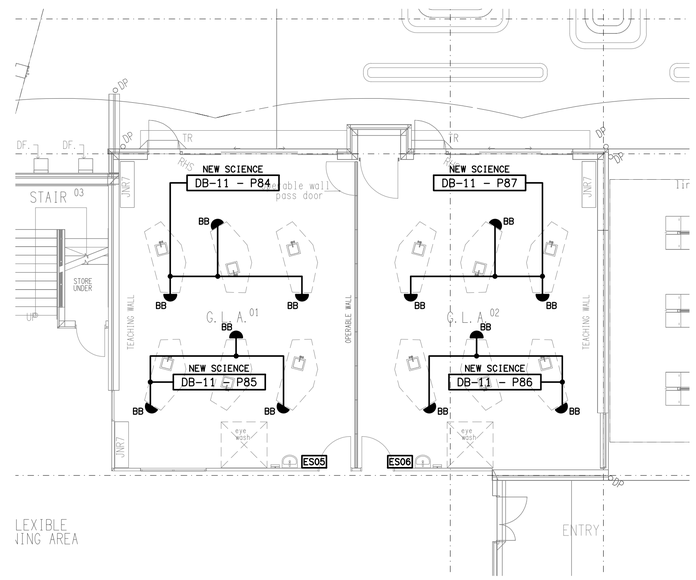

ADDITIONAL WORKS

GROUND LEVEL SCIENCE LAB PLAN

SCALE 1: 100

REV:	DESCRIPTION:	DATE:
A	CONSTRUCTION	17/07/2026

ELECTRICAL DESIGN GROUP BRISBANE PTY LTD
ACN 092 710 793

TRADING AS:
ELECTRICAL DESIGN GROUP

THE COPYRIGHT OF THIS DRAWING REMAINS THE PROPERTY OF THE ELECTRICAL DESIGN GROUP.

USE FIGURED DIMENSIONS IN PREFERENCE TO SCALE.

ALL DIMENSIONS TO BE VERIFIED ONSITE.

ELECTRICAL DESIGN GROUP
ELECTRICAL BUILDING SERVICES CONSULTANTS
BRISBANE GOLD COAST
P.O.Box 15, Sherwood Q.4075
Phone: (07) 3278 4375
Email: brisbane@edg.net.au
Web: www.edg.net.au

PROJECT:
KINGS CHRISTIAN COLLEGE
PIMPAMA SCIENCE LAB - PIM25

198 PIMPAMA JACOBS WELL ROAD, PIMPAMA, QUEENSLAND

DRAWING:
ELECTRICAL SERVICES
LEGEND & PLANS

SCALE:	PROJECT NO:	DRAWING NO:	REVISION:
AS SHOWN AT A1	C3825a	E01	A